



SOLIS SHUTTERS

Perfect for light, privacy and airflow control. Solis Shutters offer insulation, style and flexibility in an array of applications. Available in numerous blade shapes, sizes and colours in timber, aluminium and wood composite.

info@solisproducts.com

+61 2 9439 9020

www.solisproducts.com

BLINDS

CURTAINS

SHUTTERS

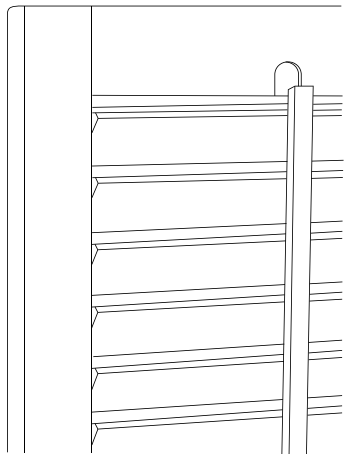
OUTDOOR

MOTORISATION


SOLIS

SOLIS SHUTTERS SPECIFICATIONS


Please note illustrations are not to scale. All measurements are in millimetres. Please contact your Solis Products representative for additional information.



Standard Tilt



Invisible Tilt™



Offset Tilt

PANEL SIZE

WIDTH

300mm – 950mm

DROP

400mm x 2600mm

OPERATION

Hand Tilt

Motorised

APPLICATION

Hinged

Bi fold

Sliding

Fixed

Custom options available

OPTIONS

Fly screen build out

Locks

Custom Shapes

Split rotation

Frames

French door cut-out

Blackout Option

TILT ROD OPTIONS

Exposed Centre Control

Concealed side control

Hidden Internal Control

MATERIALS

Basswood

Western red cedar

Aluminium

ABS

Eco-Friendly Wood Composite

BLADE SHAPES

Areofoil

Flat

BLADE SIZES

Available in 5 louvre sizes:

47mm, 63mm, 76mm,

89mm and 114mm

FINISHES

Available in 51 paint and stain colours plus custom colour options.

Clear Paints, stains and oils

Custom colour matching available