



SOLIS SHUTTERS

Perfect for light, privacy and airflow control. Solis Shutters offer insulation, style and flexibility in an array of applications. Available in numerous blade shapes, sizes and colours in timber, aluminium and wood composite.

190 Willoughby Rd
Crows Nest, NSW 2065

info@solisproducts.com
+61 2 9439 9020

www.solisproducts.com



BLINDS

CURTAINS

SHUTTERS


OUTDOOR

MOTORISATION


SOL

SOLIS SHUTTERS SPECIFICATIONS


Please note illustrations are not to scale. All measurements are in millimetres. Please contact your Solis Products representative for additional information.



Standard Tilt



Invisible Tilt™



Offset Tilt

PANEL SIZE

WIDTH
300mm – 950mm

DROP
400mm x 2600mm

MATERIALS

Basswood
Western red cedar
Aluminium
ABS
Eco-Friendly Wood Composite

OPERATION

Hand Tilt
Motorised

BLADE SHAPES

Areofoil

APPLICATION

Hinged
Bi fold
Sliding
Fixed
Custom options available

Flat

BLADE SIZES

Available in 5 louver sizes:
47mm, 63mm, 76mm,
89mm and 114mm

OPTIONS

Fly screen build out
Locks
Custom Shapes
Split rotation
Frames
French door cut-out
Blackout Option

FINISHES

Available in 51 paint and stain
colours plus custom colour
options.
Clear Paints, stains and oils
Custom colour matching available

TILT ROD OPTIONS

Exposed Centre Control
Concealed side control
Hidden Internal Control